



**Applications:**

1. Anchor Pile for open cell constructions.
2. Weld-on connector for general flat sheet connections.

**Typical Properties:**

Steel grade: ASTM A572 Grade 50 (S 355 GP)  
 Weight per linear foot: 12.3 Pounds

**CAD-Service**

Downloads of data sheets and CAD files are available at PilePro.com

**Certificate:**

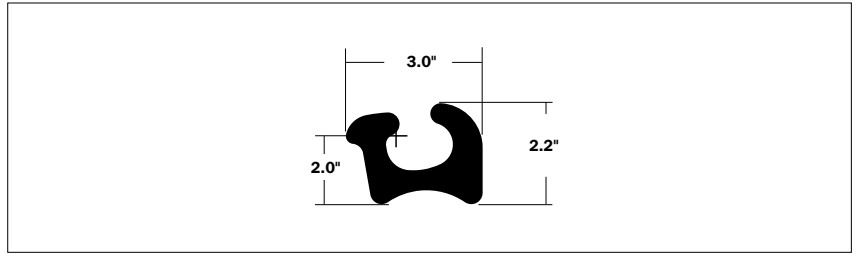


**Installation Guidelines**

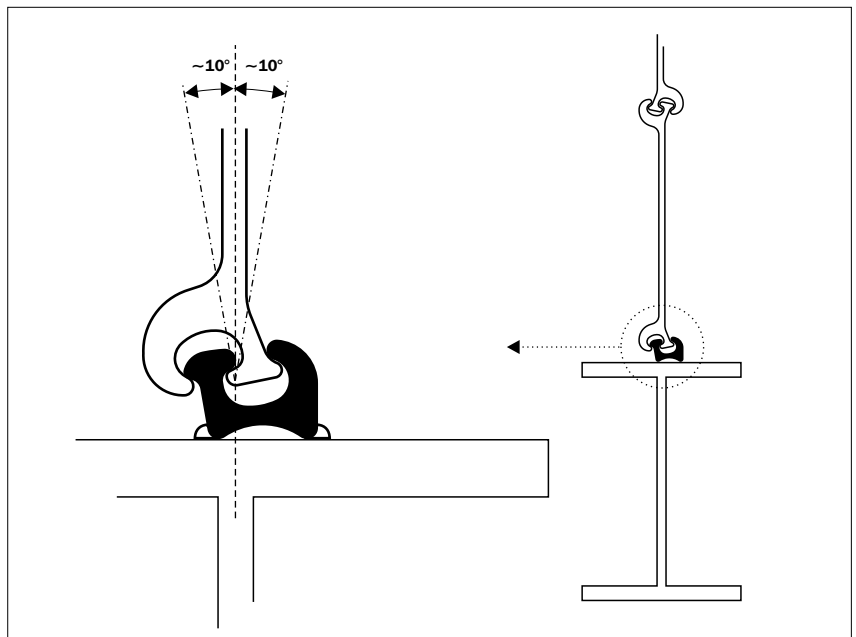
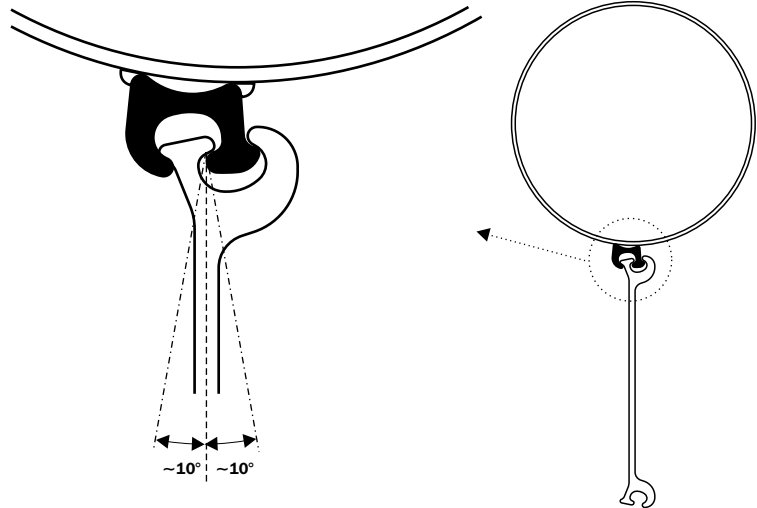
Please review proper interlocking as shown.

**Please note:**

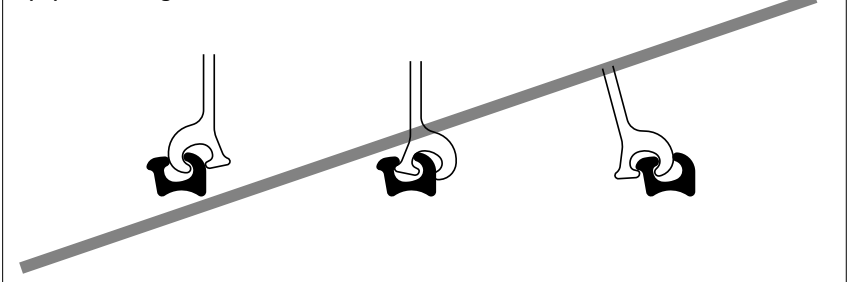
1. The pipe piles are delivered with the connectors already attached.
2. Install the pipe pile first as you would in any combined wall application.
3. Grasp the sheet piling and thread between the already installed pipe pile.



**Proper Interlocking Examples**



**Improper Interlocking Combinations**



**Please note:**

1. Swing or rotation stated are typical but can vary by 10° or more due to rolling tolerances found in sheet pile interlocks.
2. PilePro® connectors are protected by patents.